

City of
Melville



ENDLESS OPPORTUNITIES ...

Year in Review
2019

Table Of Contents

Public Works & Planning Services

- 1- 3 Utilities
- 4 - 5 Sask 1st Call
- 6 Storm Water Management
- 7 - 9 Transportation
- 10 - 11 City Projects
- 12 Day to Day Operations
- 13 - 16 Contractual Projects
- 17 - 18 Planning Department

Parks & Recreation

- 19 - 21 Horizon Credit Union Center
- 22 - 24 Merv Moore
- 25 - 27 Parks & Open Spaces

Fire Department

- 29 - 31 Stats

Communications, Community Development & Events

- 33 - 34 Communications
- 35 - 37 Tourism
- 38 Sponsorship

Utilities



Utilities

Water Breaks

- ◆ Service Road East
- ◆ 300 block of Manitoba
- ◆ 3rd Ave East (between Prince Edward St & Scotia St)
- ◆ 500 Block of Prince Edward St
- ◆ Intersection of 9th Ave W & Columbia St

Lead Service Replacement

- ◆ 241 4th Ave East
- ◆ 453 7th Ave West
- ◆ 225 9th Ave West

Curb Stop Repair/Replacement

- ◆ 226 4th Ave West
- ◆ 373 5th Ave West
- ◆ 697 10th Ave West
- ◆ 3 Centennial Cres
- ◆ 302 Main St
- ◆ 874 Prince Edward St
- ◆ 820 Scotia St

Water meters

- ◆ 70 New meters installed
- ◆ 65 Meters Repaired



Utilities

Domestic Sewer Repair

- ◆ 103 3rd Ave West
- ◆ 202 5th Ave West
- ◆ 369 5th Ave West
- ◆ 521 8th Ave West
- ◆ 233 9th Ave West
- ◆ 504 9th Ave West
- ◆ 575 Alberta St
- ◆ 551 Manitoba St
- ◆ 126 Scotia St
- ◆ 820 Scotia St
- ◆ 106 5th Ave East (sewer relined)

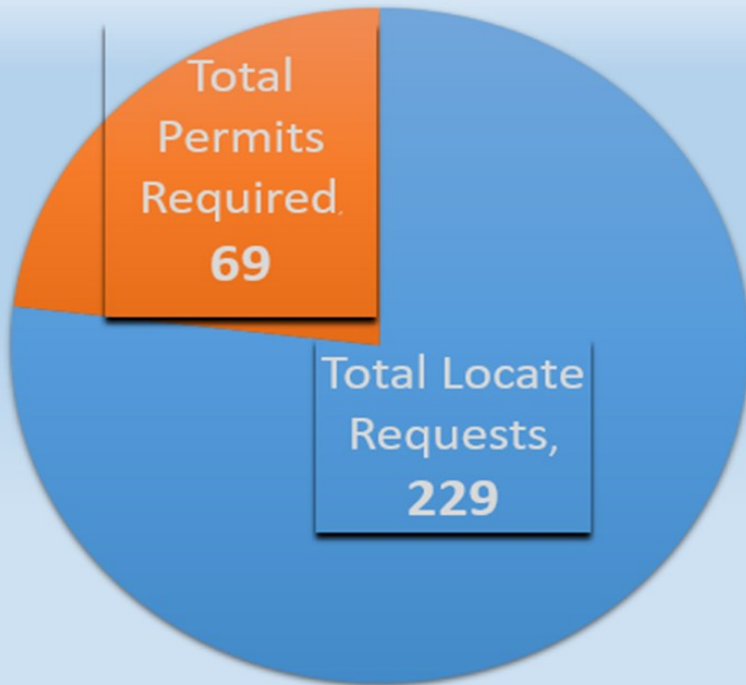
Sewer Main Repair

- ◆ 14 ft of pipe replaced Prince Edward St North of 8th Ave East
- ◆ Hauser Lift Station, entire internal piping and valve replacement

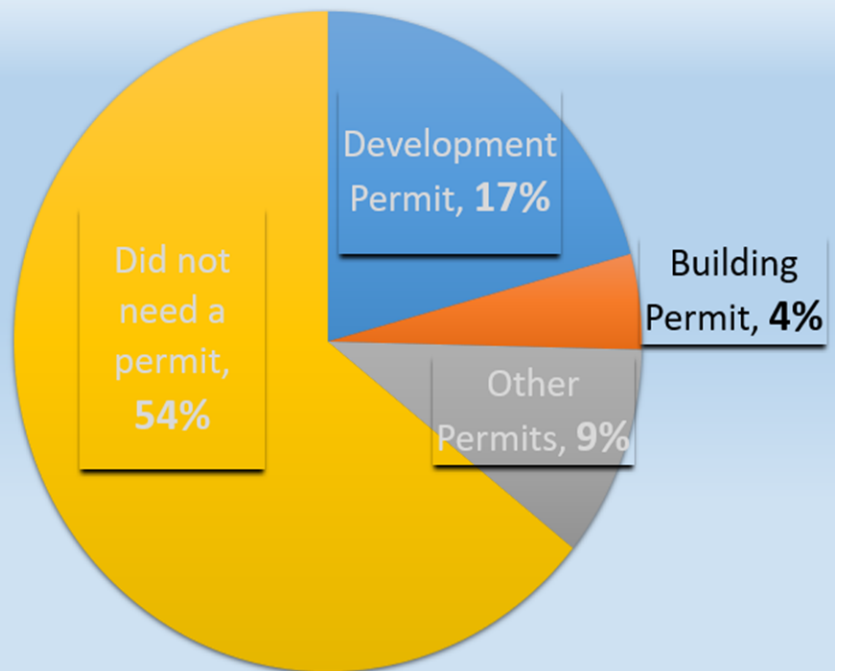


Sask 1st Call

Locate Summary 2019

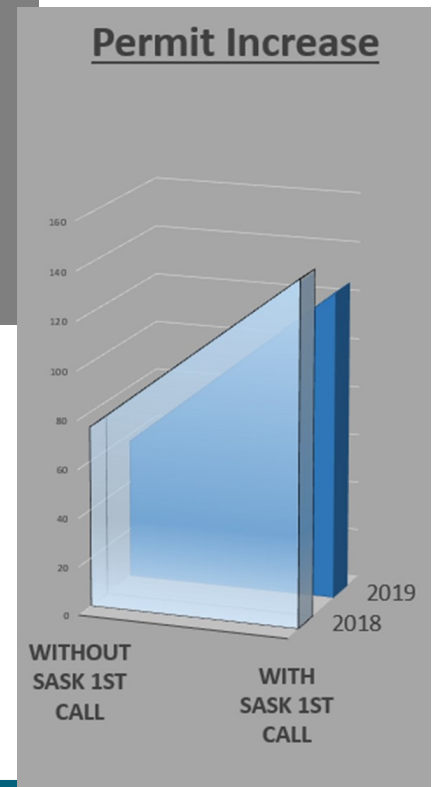
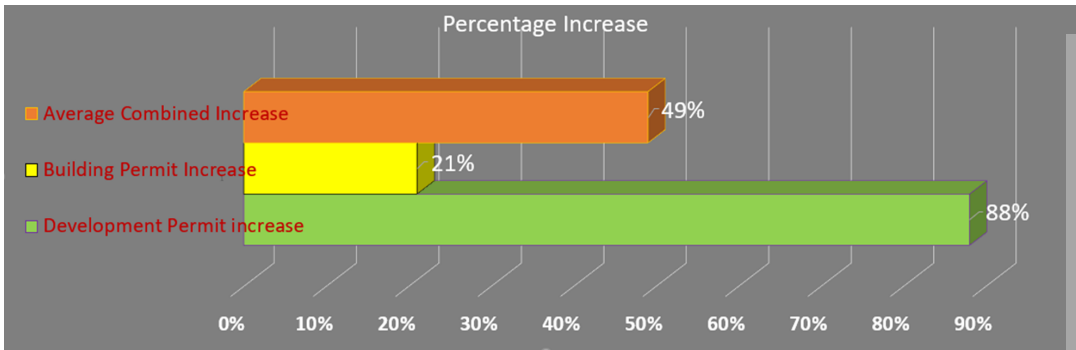
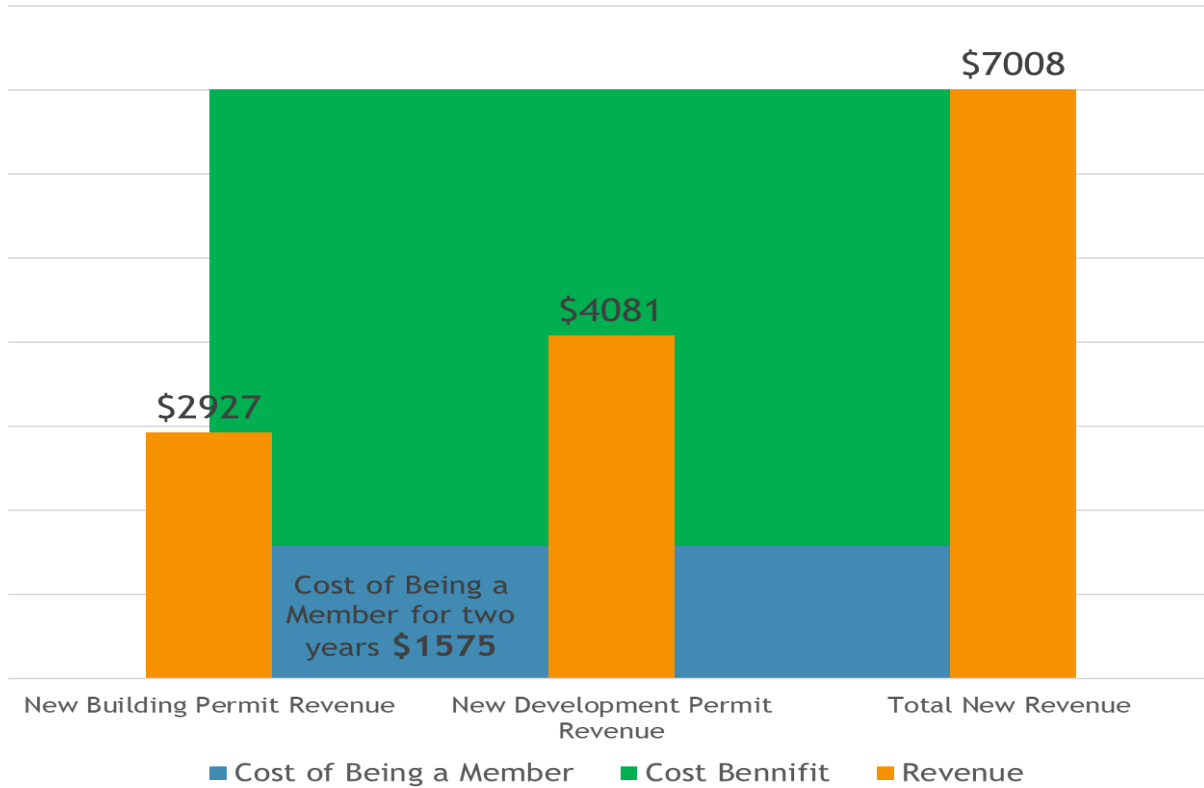


Locate Breakdown 2019



Sask 1st Call

Costs of Being a Member



Storm Water Management

Storm Line Repair

- ◆ 56ft south side of Prince Edward St & 7th Ave East
- ◆ 12ft Brunswick St & 2nd Ave East

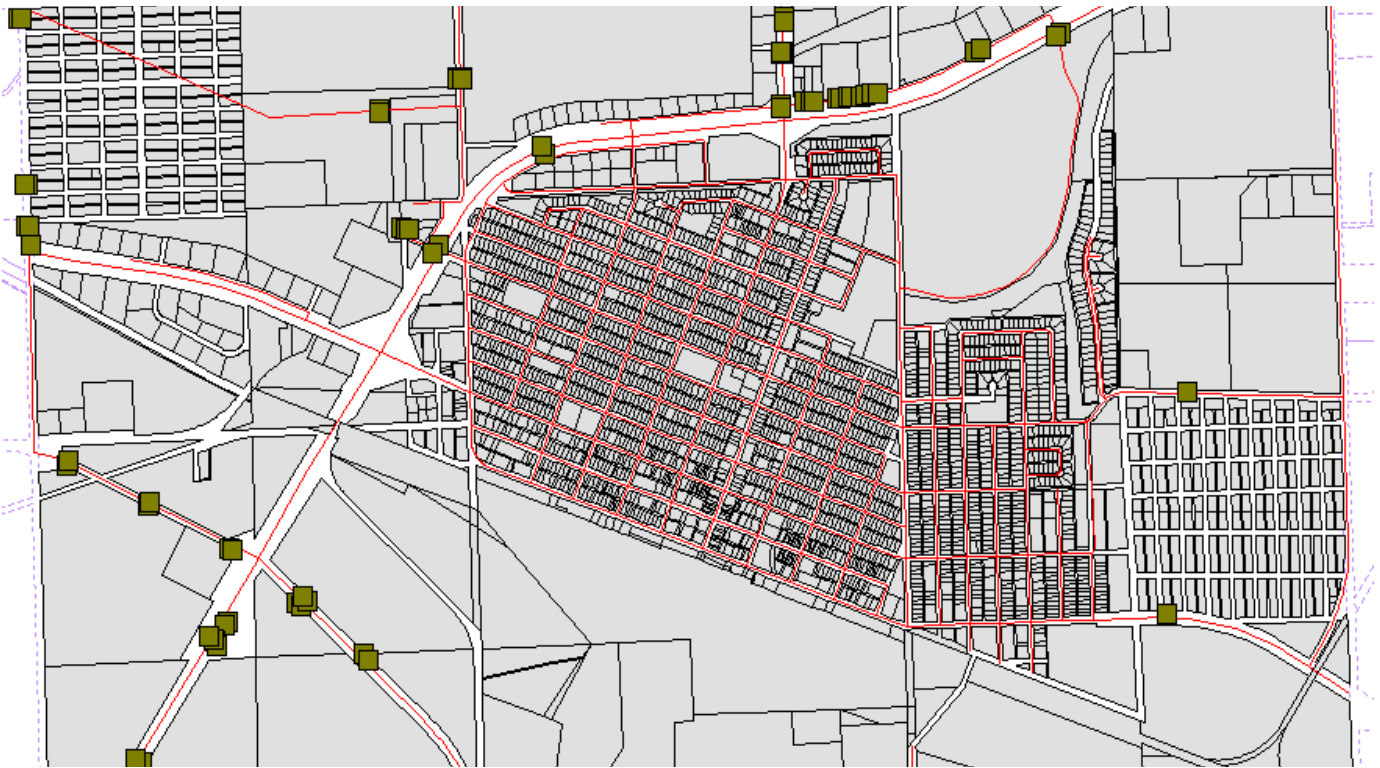
Beaver Dam Removal

- ◆ 7 beaver dams were removed along Crescent Creek



Culvert Mapping

- ◆ Completed a survey of all Culverts with condition and integrated the maps into our GIS System
- ◆ Project completed by [Assiniboine Watershed Stewardship Association \(AWSA\)](#)



Transportation



Transportation

Street

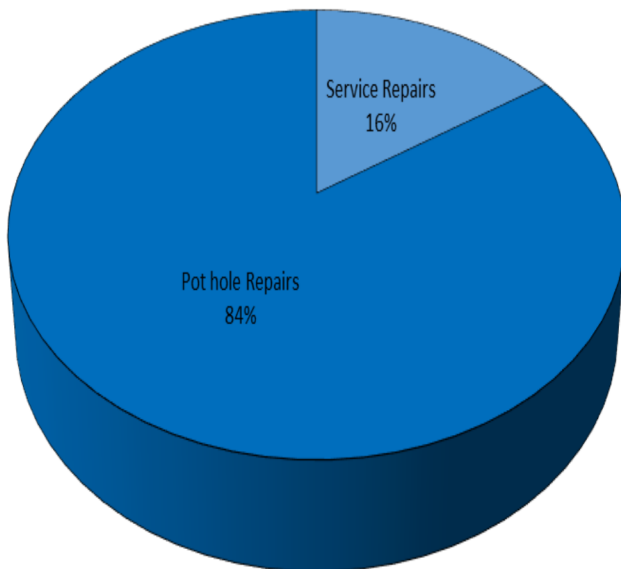
- ◆ 3000 ft. crack sealing
 - 2nd Ave West, 11th Ave West
 - Abel Bay, Alberta St
 - Garvin Bay, Montreal St
 - Park Blvd, Prince Edward St.
 - Quebec St, Quebec Dr.
 - Saskatchewan St,
- ◆ 301 tonnes for pothole repairs
- ◆ 56 tonnes for service repair locations



Back Lanes

- ◆ 3 complete Alley Rehabs
- ◆ approx. 200 yards of "A" base gravel added to majority of back alleys

Asphalt Usage



Transportation

Sidewalk/Curbing

- ◆ 300 liner ft . of sidewalk replacement
- ◆ 631 liner ft of new curb
- ◆ 10 new accessibility locations
 - Main St & Halifax
 - 3 locations Main St & 12 Ave
 - 2 locations Main St & 11th Ave
 - 2 locations Main St & 10 Ave
 - Prince Edward St Pool Entrance
 - Prince Edward St & community Works



Projects



City Projects



Overhead Water Fill

- ◆ Removed old fallen down retaining wall and steel stairs
- ◆ Replaced with approx. 70ft of new concrete retaining wall with built-in cement stairs.

Flower Barrel Replacement

- ◆ Built 40 new flower pots to replace old rotten flower barrels

Walking Trail Culvert Replacement

- ◆ The final walking trail was completed giving access to the regional park



Day to Day Operations

- ◆ 13 Grave openings
- ◆ 20 Cremations
- ◆ 53 Unsightly Property Cleanups
- ◆ 300 Spruce Trees Planted
- ◆ 1000 + acres of Grass Cut
- ◆ Water testing
- ◆ Tree trimming
- ◆ Cemetery, airport, lift stations, signs, l
Lagoon maintenance, street sweeping,
Gravel Road and alley grading



An aerial photograph showing a large-scale construction project on a riverbank. The site is characterized by extensive earthmoving, with large piles of dirt and gravel. Several pieces of heavy machinery, including excavators and trucks, are visible on the site. A dirt road or path runs along the edge of the construction area, adjacent to the river. The surrounding landscape is a mix of brown, dry vegetation and exposed soil. The river is visible on the right side of the image, with its surface reflecting the sky. The overall scene depicts a significant engineering or infrastructure project in progress.

Contractual Projects

Contractual Projects



Manhole Relining

Project completed by [Top Shot Concrete Systems](#)

- ◆ 235 8th Ave East
- ◆ 326 8th Ave East
- ◆ 8th Ave East & Dominion
- ◆ 3rd Ave East & Manitoba St
- ◆ 3rd Ave East & Montreal St

Sewer Main Relining

Project completed by [Instuform Technologies](#)

- ◆ Relined 1532 ft of sewer main
- 8th Ave East from Main St to Dominion
- Main St from 10th Ave to 11th Ave



Contractual Projects

Sidewalk Trip Hazard Removal

Project completed by [Safe Sidewalks Canada](#)



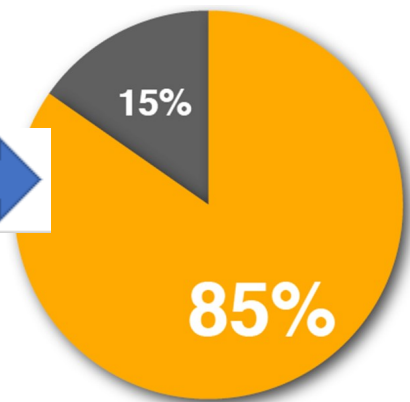
583 Trip Hazards removed since 2015



145 Trip Hazards Removed in 2019

Cost for full sidewalk block replacement after 5 years of the program \$327,512

Cost Savings



Contractual Projects

Well Decommissioning x2

Project completed by

[Assiniboine Watershed Stewardship Association & Newton Landscaping](#)



North Dike Rehabilitation

Project completed by [Poier and Sons](#)

5500 Tonnes of Rip-rap



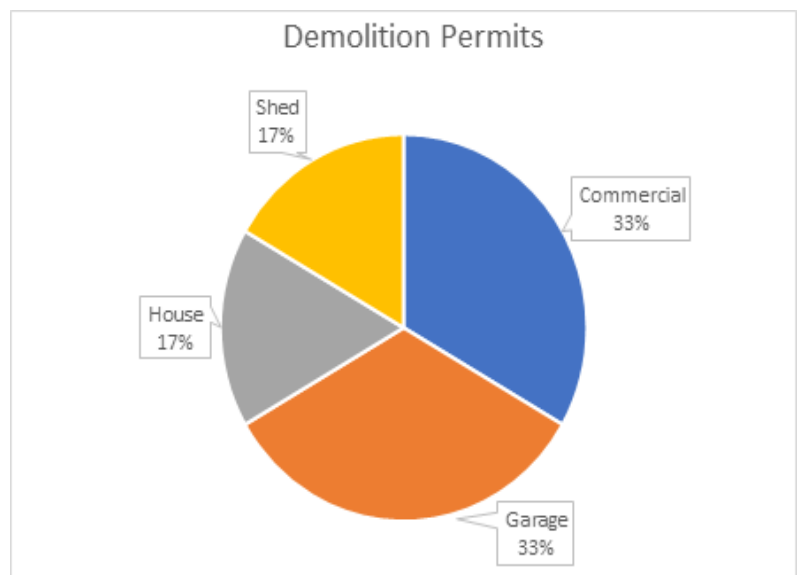
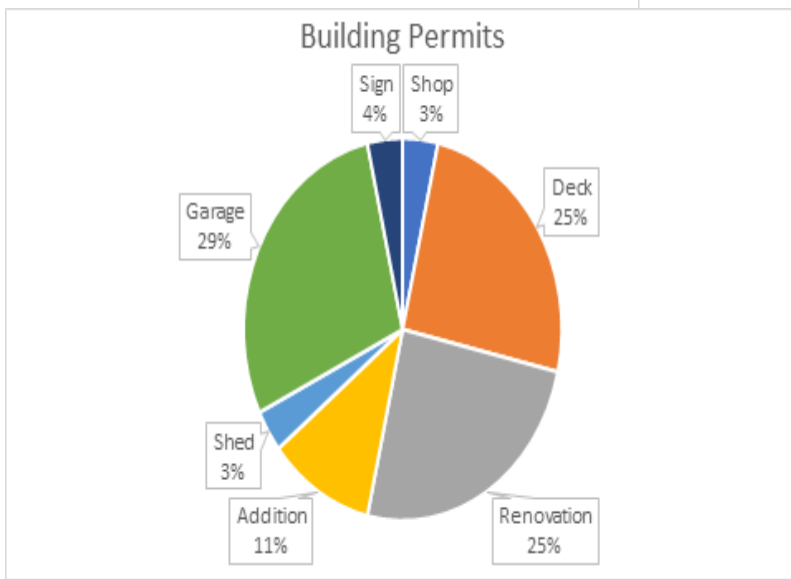
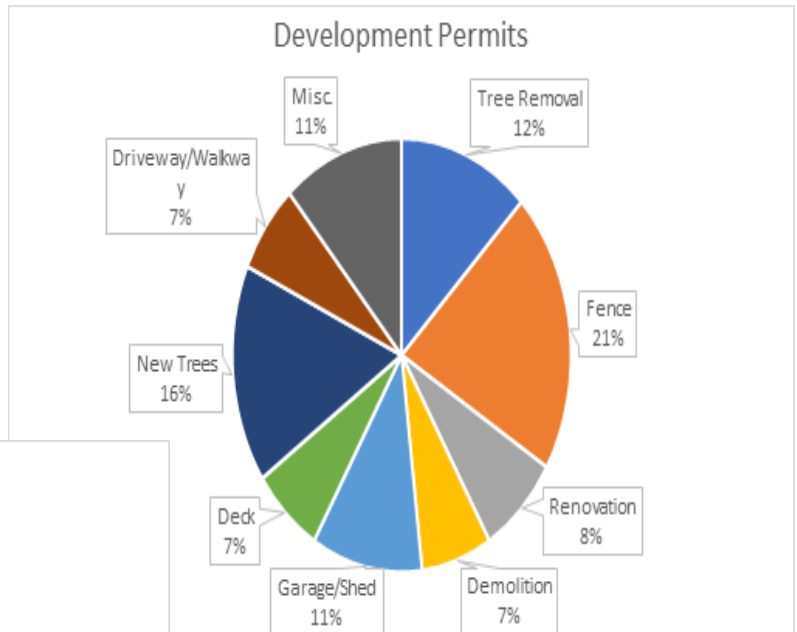
Planning



Planning Department

2019 Permit Breakdown

Development Permits	99
Demolition Permits	6
Building Permits	28
Total Permits	133



Parks and Recreation



PHOTO BY: CHANTELE RIVERS PHOTOGRAPHY



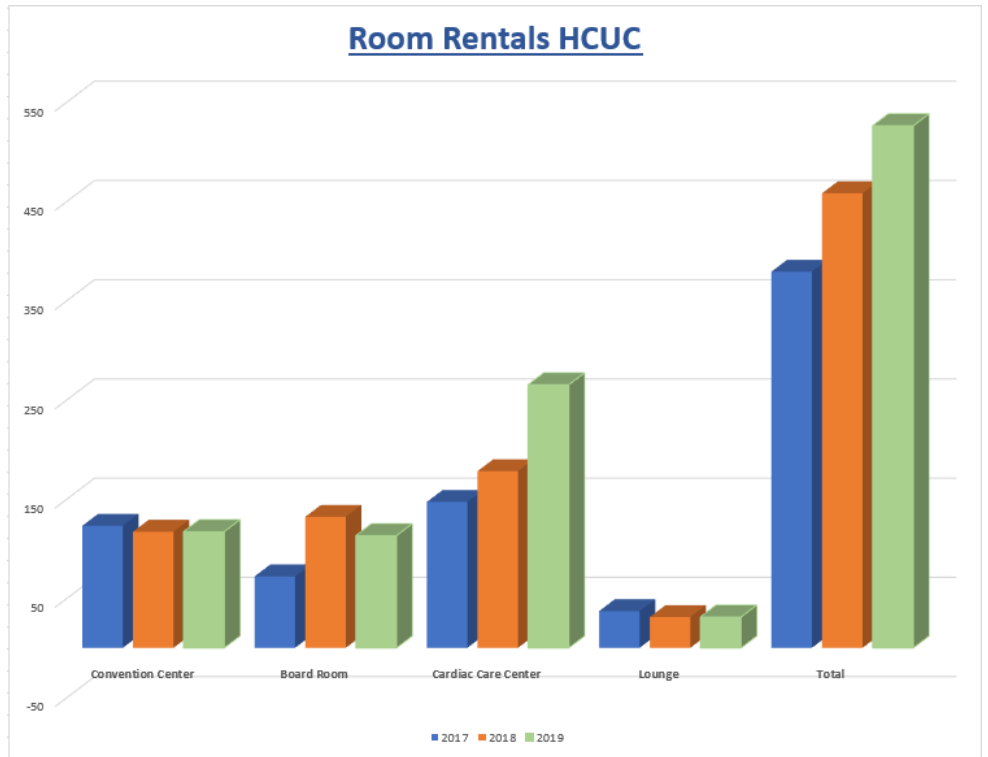
Chantelle Rivers
PHOTOGRAPHY



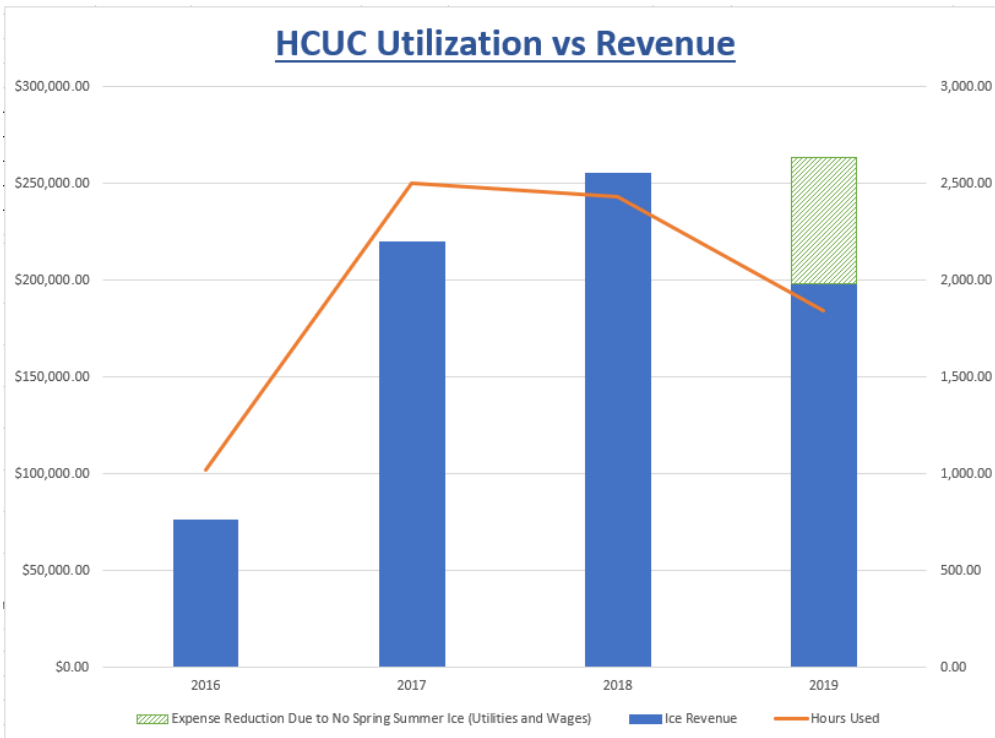
Horizon Credit Union Centre

Room Rentals HCUC

- ◆ 39% increase in room bookings since 2017
- ◆ 117 Exercise Classes
- ◆ 18 Weddings/Banquets
- ◆ 111 Meetings
- ◆ 4994 Total hours of bookings



HCUC Utilization vs Revenue



HCUC Ice Utilization

Ice plant failure resulted in no spring and summer ice, lowering the hours of skated ice. Utility and wage decrease resulted in a stronger financial position.

Horizon Credit Union Centre Upgrades

LED Lights Upgrades Front and Rear Parking Lot

Reducing operating costs and increasing visibility at night for public safety.



Sound System Zone Control

Zones now split by area and input feed for better audio throughout building. Allows renters to control value to each zone independently.

Eco-Fountain

Bottle fill/filtration station installed on walking track to reduce the need of single use plastic bottles in our facility.



Board Room / Convention Centre Improvements

Upgraded technology to attract more meetings. Upgrades include dedicated presenter Wifi installed in the Convention Centre and Boardroom (historically not provided and was identified as a barrier for rental in renter surveys).



Ice Plant Chiller Replacement

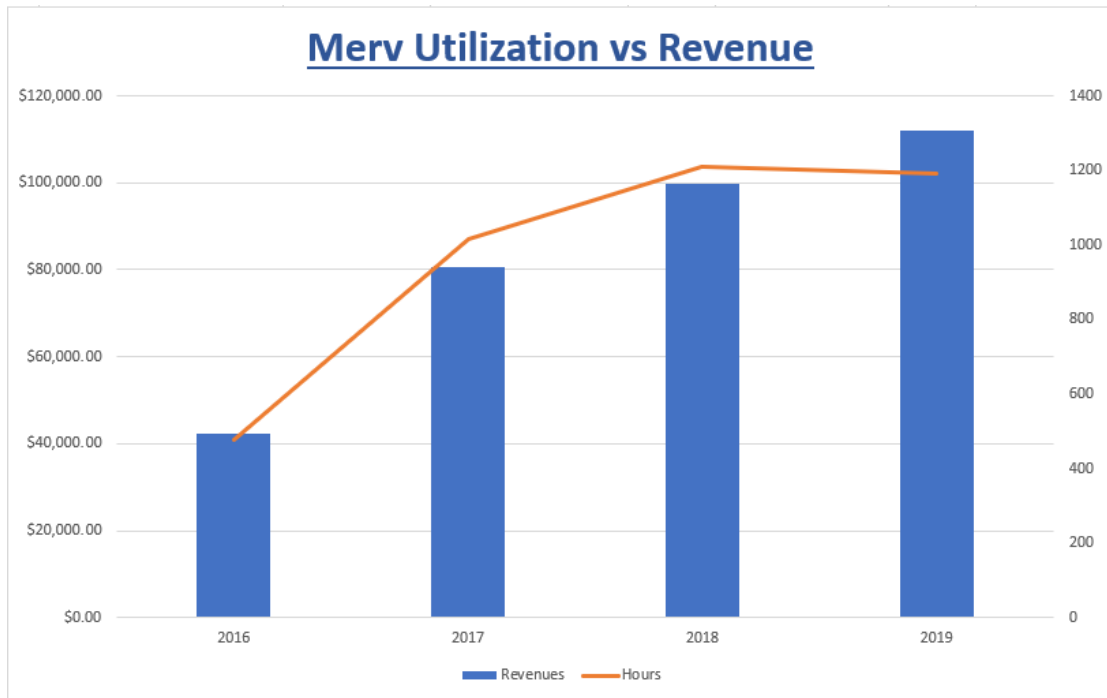
Late September the ice plant chiller failed resulting in complete replacement of the unit and many other plant repairs.

Merv Moore



Merv Moore Sportsplex

Merv Moore Ice Utilization Vs Revenue



Upgrades

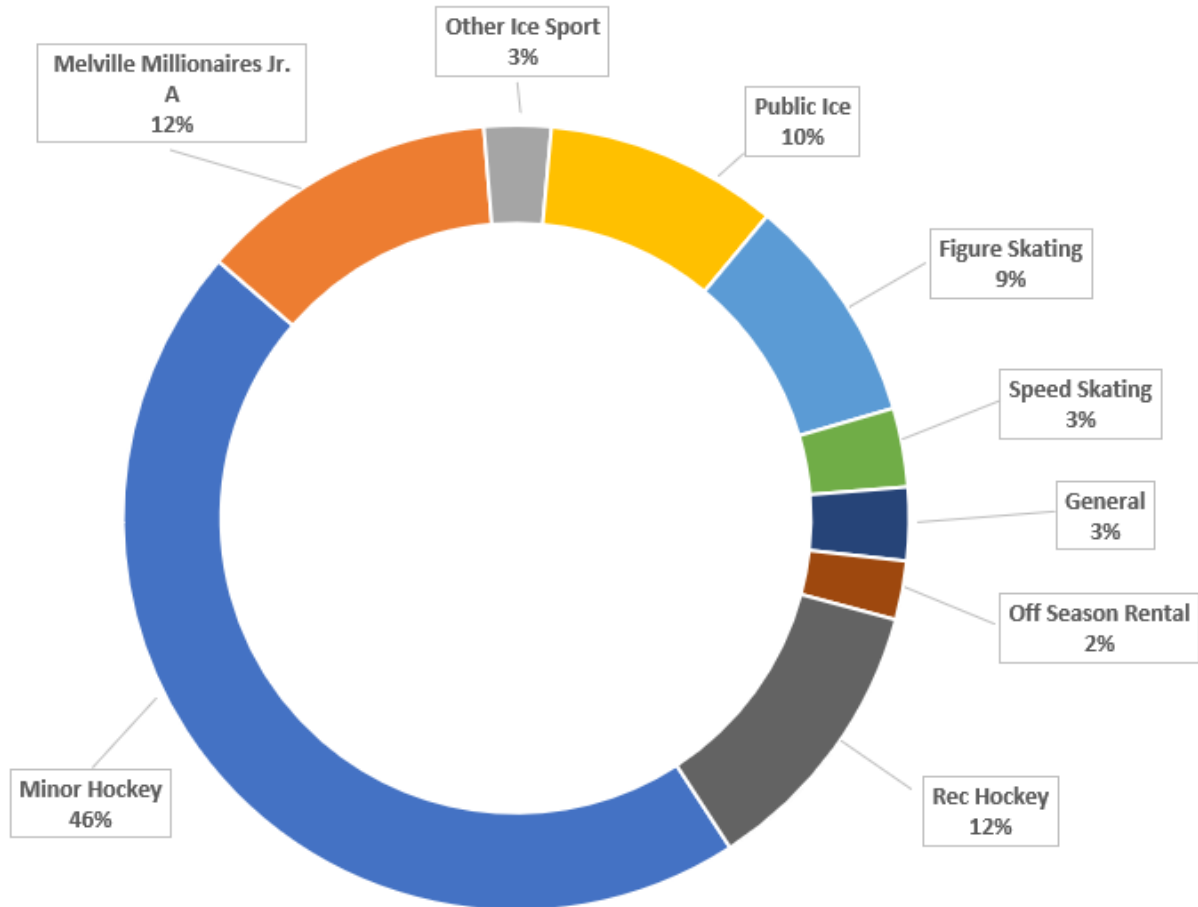
Freon Detection System- Installed to ensure worker safety in the mechanical room

Score clock control system- Replaced old controller as it was worn out

Repairs to Sound system- On Ice sound system failed during the season. Components of the system were replaced to get it operating. This is a short term solution and will need replacement in future years.

Total Ice Usage Both Rinks 2019

Ice Utilization By Sport



Parks and Open Spaces



Parks



- ◆ ***Basketball Court Resurfacing***
- ◆ ***Park Buildings sided & shingled***
- ◆ ***Spray Park concrete resealed***
- ◆ ***Fence repairs at all City Ball Diamonds***
- ◆ ***Painted bleachers at Ball Diamonds***
- ◆ ***Painted, shingled & boarded dugouts at Ball Diamonds.***
- ◆ ***Vegetation clean up– tree trimming, bush trimming throughout parks, root grinding at the baseball fields.***
- ◆ ***Community garden boxes– Built & placed in Kinsmen Park***
- ◆ ***Wooden structure play sets sanded and stained.***
- ◆ ***Painted & repaired Gordon Keats Memorial Park***

Parks



Fire Department



Melville Fire Department

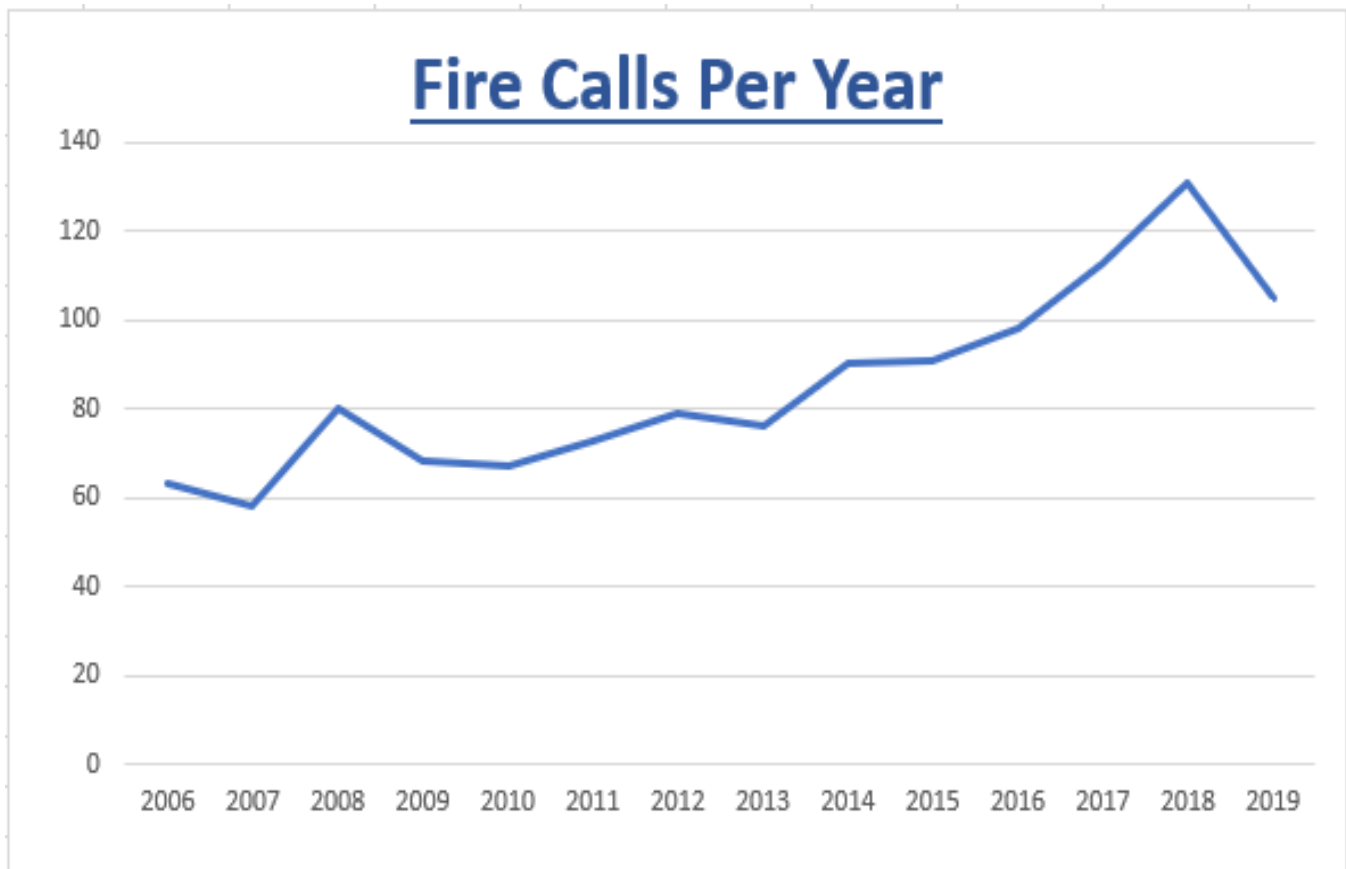
Total Number of Calls

The Melville Fire Department responded to 105 calls in 2019.

- ◆ The month of April 2019 we were 1 call away from tying our monthly record of 24 calls in one month which was done in October of 2017
- ◆ We tied a record going the other way of only 2 calls in the month of December. This has only happened two other times in the last several years. April of 2014 and January 2017.



Fire Calls Per Year

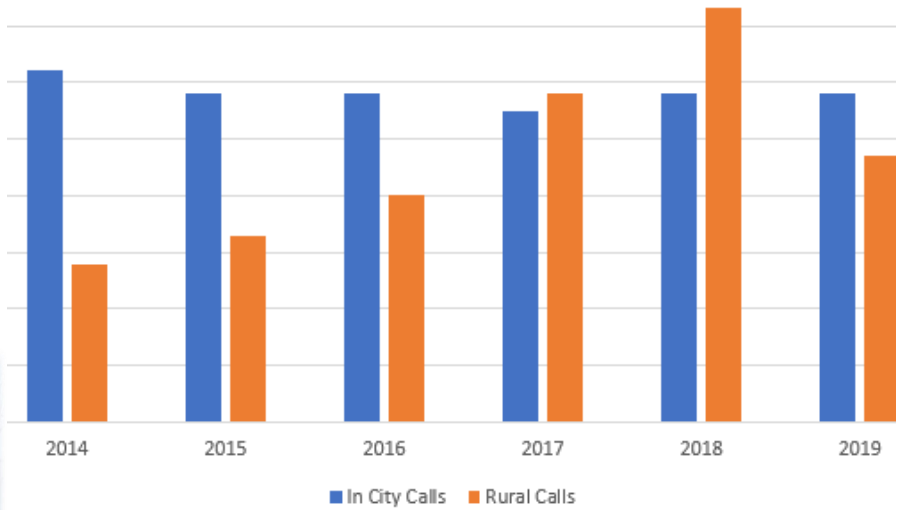


Melville Fire Department

Fire Calls In Town vs Rural

In Town vs Rural Response

There were a total of 58 calls in city and a total of 47 calls in the rural areas. Of the 47 calls to the rural area, 33 were district related calls and 14 were SGI related incidents



Melville Fire Department

Monthly Break Down

	In City			Rural			Total
	Fire	MVA	Other	FIRE	MVA	Other	
January			3	1	1		5
February			2	1		1	4
March	1		3	1			5
April			9	13		1	23
May	1		5	9	1		16
June			5	1	1	2	9
July			2	3		2	7
August	3		6	2			11
September			11		2		13
October			3	1	2		6
November			3	1			4
December			2				2
Total	5		54	33	7	6	105

Fire = structure & vehicles & grass/brush

MVA = Motor vehicle Accident

other = co calls, smoke detector calls, stars landing, False alarms, CN stand by or water calls, etc.



**Communications,
Community
Development &
Events**



Communications, Community Development & Events

Communication Summary

Over the past year we have increased the amount of information we are sending out to the public through City Manager write-ups, Public Notices, What's Up Wednesdays, Annual What's Up Community Calendar and E-newsletters.

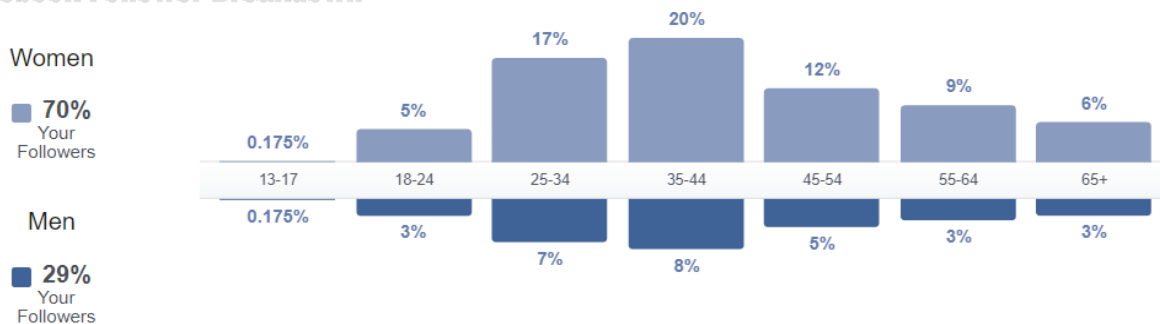
Media platforms that we use to communicate;

- Website
- Twitter
- Radio "Talk of the Town"
- Website Notices
- Facebook
- Newsletters
- Newspaper
- Mobile App Push Notices

Facebook Summary

- ◆ We are seeing a steady increase in followers over the past 2 years, between 250-280 followers annually.
- ◆ Interesting FYI , in 2020 we have already seen an increase of 180 followers in 3 months.
- ◆ In 2019 we posted more information than we have ever on Facebook. The public appears to be thankful for all the information indicated through comments and sharing of information.
- ◆ We are now seeing a shift in public engagement. We use to see only negative comments on our posts from the "keyboard warriors", which are a consistent select few people. Now, we still have the select few "keyboard warriors" the difference now is we have informed residents that are commenting back

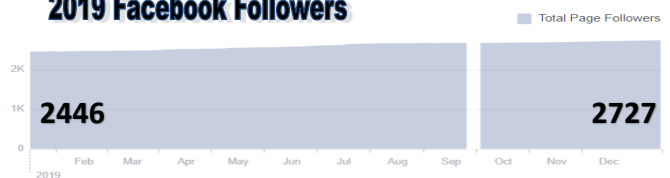
Facebook Follower Breakdown



2018 Facebook Followers



2019 Facebook Followers



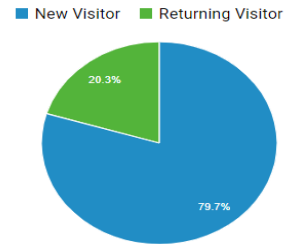
Communications, Community Development & Events

Communication Summary

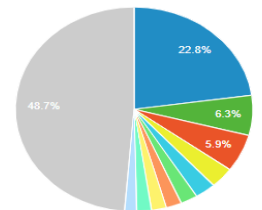
Website Summary

- ◆ We saw an increase in users and page view from 2018 to 2019.
- ◆ Our top 2 pages viewed continue to be recreation schedule & community events
- ◆ In 2019 we have started to utilize the E-newsletter & push notification options.

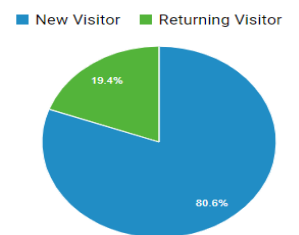
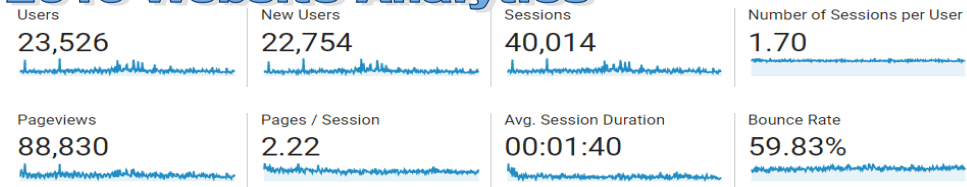
2018 Website Analytics



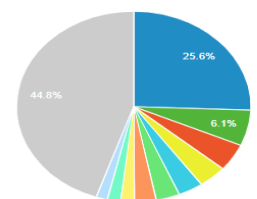
	83,101 % of Total: 100.00% (83,101)	83,101 % of Total: 100.00% (83,101)
1. /	18,946	22.80%
2. /p/recreation-schedule	5,246	6.31%
3. /p/community-events	4,935	5.94%
4. /p/business-directory	2,729	3.28%
5. /p/horizon-credit-union-centre	2,359	2.84%
6. /p/garbage-recycling	1,936	2.33%
7. /p/recreation-facilities	1,760	2.12%
8. /p/contact-us	1,682	2.02%
9. /p/employment-opportunities	1,671	2.01%
10. /p/water-sewer	1,351	1.63%



2019 Website Analytics



	88,830 % of Total: 100.00% (88,830)	88,830 % of Total: 100.00% (88,830)
1. /	22,730	25.59%
2. /p/recreation-schedule	5,390	6.07%
3. /p/community-events	4,098	4.61%
4. /p/horizon-credit-union-centre	3,492	3.93%
5. /p/employment-opportunities	3,055	3.44%
6. /p/business-directory	2,907	3.27%
7. /p/recreation-facilities	2,660	2.99%
8. /p/melville-regional-park	1,667	1.88%
9. /p/garbage-recycling	1,633	1.84%
10. /p/services	1,374	1.55%



Communications, Community Development & Events

Tourism Melville 2019 Event Summary

City Wide Garage Sale—Event Summary

3rd Annual Melville City-Wide Garage Sale was held on Saturday June 1st and Sunday June 2nd 2019.

60 garage sales were registered and this year people chose what times they wanted their garage sales to run this year. Registrants were able to register their garage sales online on the city of Melville website, in person at the Tourism Centre and over the phone. We created a map and listing of all the garage sales. We had these papers located on the Post Office and Kinsmen park bulletin boards as well as at the tourism centre in HCUC. People could also access the map and listing on website and Facebook page.



Tourism Week—Event Summary

In celebration of this week, we held a Kick-Off BBQ at the HCUC. This was a great opportunity to promote and increase awareness of the current location of Tourism Melville at the HCUC. We had a BBQ, bouncer, games and car show during the event. Throughout the week, we had many open house events happening at various locations within the City.

Through advertising we tried to reach as many demographics as possible. We had the events broadcasted on The Rock 98.5, 75 posters distributed throughout the city, Facebook invitations, event listing on the website and advertising in the Melville Advance. This week is a great way to promote everything that the community of Melville has to offer its visitors and residents. The main goal of Tourism Week is to create ambassadors within our community.

We received \$500.00 from Tourism Saskatchewan to help promote the events.

Saskatchewan Tourism Week					
	2014	2015	2016	2017	2019
Kick-Off BBQ	109	80	151	188	264
Melville Heritage Museum	23	27	39	30	22
Melville Railway Museum	29	22	28	44	20
Centennial Trout Pond	34	20	35	19	11
Swimming Pool	65	212	Cancelled	Cancelled	-
Terry Puhl Batting Cages	48	30	52	103	16
WMBL Miils Game	-	150	130	174	96
Melville Golf Club	17	67	21	27	45
Melville Tennis Club					8
Total People	348	666	456	585	482

Tourism Melville 2019 Event Summary

Canada Day —Event Summary

Tourism Melville has hosted the Canada Day Celebration for 10 years. We have utilized one of the many beautiful parks within the City and it has always been a great success. By utilizing a park within the City, we have a venue that is easily accessible, has activities for children of all ages and provides shade for the people in attendance. The alternate indoor location was the Horizon Credit Union Centre ice surface in the event of rain. The celebration activities included a ceremony with cake, bingo, live entertainment, free batting cages, games, free swimming, concession, bouncer and fireworks. We continue to work with local groups and organizations in the community to make our Canada Day celebrations successful for years to come. This year, there was a market downtown, a Melville Millionaires WMBL game in the evening and a slow pitch tournament held in the Regional Park.



Our Canada Day Celebration goal is to provide a FREE event for everyone in the community. A chance for our community to come together and celebrate our great country.

We were help promote all the great things we have happening in Melville on Canada Day.

We received \$1500.00 from the Government of Canada through the Celebrate Canada Grant for the events.



Communications, Community Development & Events

Tourism Melville 2019 Event Summary

Railway Days Parade and Festival of Lights —Event Summary

We participated in the Melville and District Chamber of Commerce parades this year.



Tourism Centre Summary

- ◆ We experienced a decrease in visitors at the Tourism Centre. Noticing a shift in how visitors look for information, in 2020 we will be focusing more on promoting the community through social media.
- ◆ We saw an increase in merchandise sales of over 200%. We have also been working the Melville Millionaires Hockey Team and sold \$1800.00 worth of Mils merchandise throughout the entire year.
- ◆ In 2019, we went through more brochures and information guides than previous years. It is great that even though the Tourism Centre is not open year-round the public has access to this information.
- ◆ The multi-use of the Tourism Centre/Ticket Booth has been a great way to utilize space at the Horizon

Communications, Community Development & Events

Sponsorship Summary

In July we awarded Brent Barootes, The Partnership Group, with the sponsorship tender. Jen Mann worked with Brent for 6 months creating a new sponsorship program. Over the 6 months;

- ◆ Mr. Barootes came to Melville for meetings, presentations and tours 4 time through out the year and many phone call meeting.
- ◆ An Asset Inventory List for the entire City was created.
- ◆ We have a list of potential sponsors and a process in place to work through the list.
- ◆ We started having Discovery Meetings with current sponsors and potential new sponsors.
- ◆ Provided a Community Sponsorship Workshop (19 community groups attended) and a Council Sponsorship Presentation.
- ◆ In December, Jen attended the Western Sponsorship Congress in Edmonton. This was a great networking opportunity and she learned a lot of practical information throughout the congress.



At the end of 2019, we still had approximately 25 hours left with Brent and they will be carried over into 2020. There is still work to be done with Brent's guidance. We will continue to work closely with Mr. Barootes throughout the process. What we have learned through this mentorship process is that we have a lot of relationship building/mending to do. In the past we have obtained the sponsorship and then stopped all forms of communication with our sponsors. This is a practice we will change moving forward. It is vital to keep an open line of communication the entire time of their contract.

